





Bapuji Educational Association®
Bapuji Institute of Engineering and Technology, Davanagere – 577 004
Department of Electrical and Electronics Engineering
Result Analysis

Semester	III	Academic Year	2024 – 2025
Section	EE	Batch	2023 – 2027

Sl. No.	Course Code	Course Title	Name of the Course Instructor	No. of Students			% Passed
				Total	Appeared	Passed	
1	BEE301	Engineering Mathematics for EE	Dr.Ashwini M Rao	67	67	52	77.6
2	BEE302	Electric Circuit Analysis	Dr.M S Nagaraj	67	67	53	79.10
3	BEE303	Analog Electronic Circuits	Dr.Shivakumaraswamy G .M	67	67	56	83.58
4	BEE304	Transformer & Generators	Prashanth Kumar H K	67	67	57	85.07
5	BEEL305	Transformer & Generators Lab	Prashanth Kumar H K	67	67	63	94.02
6	BSCK307	Social connect and responsibility	Arun Kumar P/Ashwini A R	67	67	67	100
7	BEE306A	Digital Logic circuits	Ashwini A R	67	67	58	86.56
8	BNSK359	National service scheme	Prashanth Kumar H K	67	67	67	100
9	BEEL358C	Circuit Laboratory using PSPICE	T S Karibasavaraju	67	67	61	91.044


Result Analysis
in charge


Program Coordinator
(HOB, EE)



Principal





Bapuji Educational Association®
Bapuji Institute of Engineering and Technology, Davanagere – 577 004
Department of Electrical and Electronics Engineering
Result Analysis

Semester	III	Academic Year	2024 – 2025
Section	EE	Batch	2023 – 2027

Number of Backlog Courses	Number and Percentage of Students having backlogs in
	Total (Appeared : 67)
Zero (Cleared all the courses)	35 (52.23%)
1 (with one backlogs)	16(23.88%)
2 (with two backlogs)	16 (23.88%)


**Result Analysis
in charge**


**Program Coordinator
(HOD, EE)**



Principal




Bapuji Educational Association®
Bapuji Institute of Engineering and Technology, Davanagere – 577 004
Department of Electrical and Electronics Engineering
Result Analysis

Semester	III	Academic Year	2024 – 2025
Section	EE	Batch	2023 – 2027

Class Equivalence	Number and Percentage of Students in
	Total (Appeared : 67)
First Class with Distinction (FCD) if $\% \geq 70$	25
First Class (FC) if $60 \leq \% < 70$	10
Second Class (SC) if $50 \leq \% < 60$	0
Pass Class (P) if $40 \leq \% \leq 50$	0
Fail	32 (47.76%)
Total Pass %	35 (52.23%)


Result Analysis
in charge


Program Coordinator
(HOB, EE)


Principal