

### Result Analysis Department Report

Stream : Bachelor Of Engineering

Academic Year : 2023 - 2024

Program : Mechanical Engineering

Term : 8


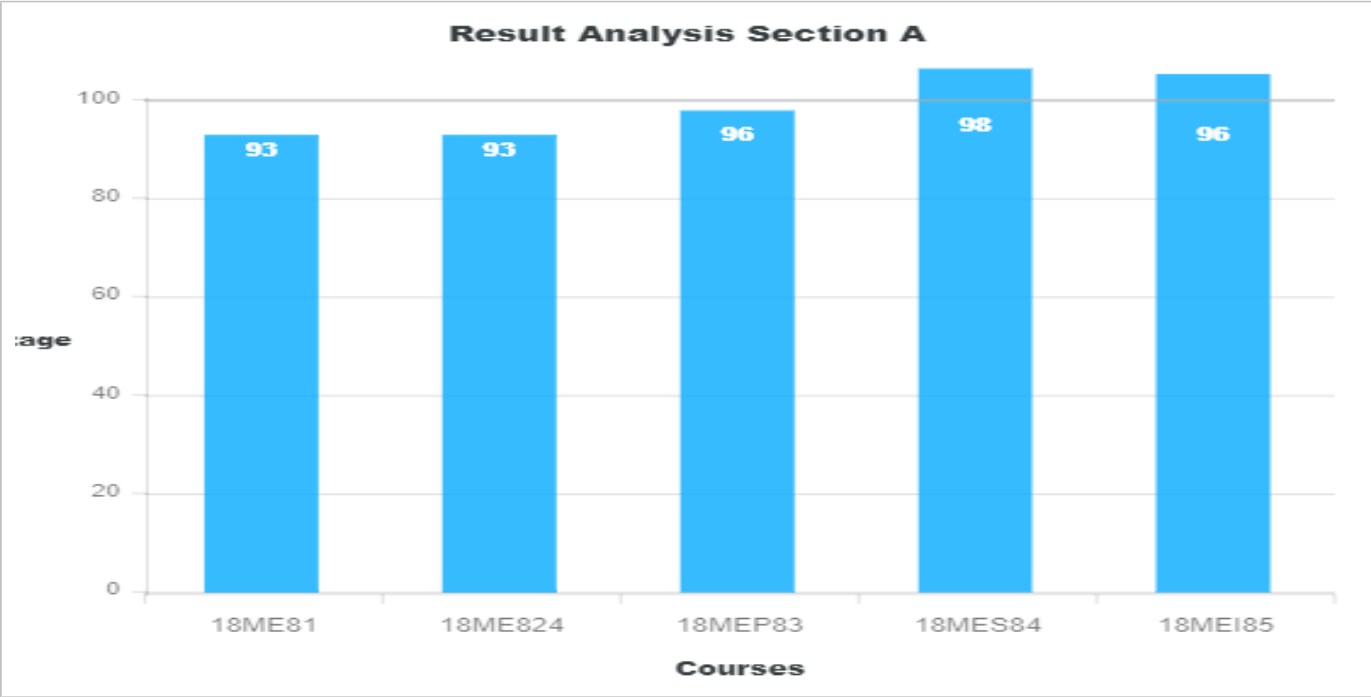
Sl No	Course	Faculty Name	Section	Total	Pass	Fail	No-result	Pass (%)
1	18ME81	Dr. G Manavendra	A	45	42	3	0	93
		K C Devendrappa	B	49	47	2	0	96
2	18ME824	Mr. K B Hemanna	A	45	42	3	0	93
		Mr. M Krishnamurthy	B	49	49	0	0	100
3	18MEP83	Dr. Vinayaka Patil A B	A	45	43	2	0	96
		Dr. Vinayaka Patil A B	B	49	48	1	0	98
4	18MES84	Mr. Manjunatha G M	A	45	44	1	0	98
		Mr. Manjunatha G M	B	49	49	0	0	100
5	18MEI85	Mrs. Sushma A Patil	A	45	43	2	0	96
		Mrs. Sushma A Patil	B	49	48	1	0	98

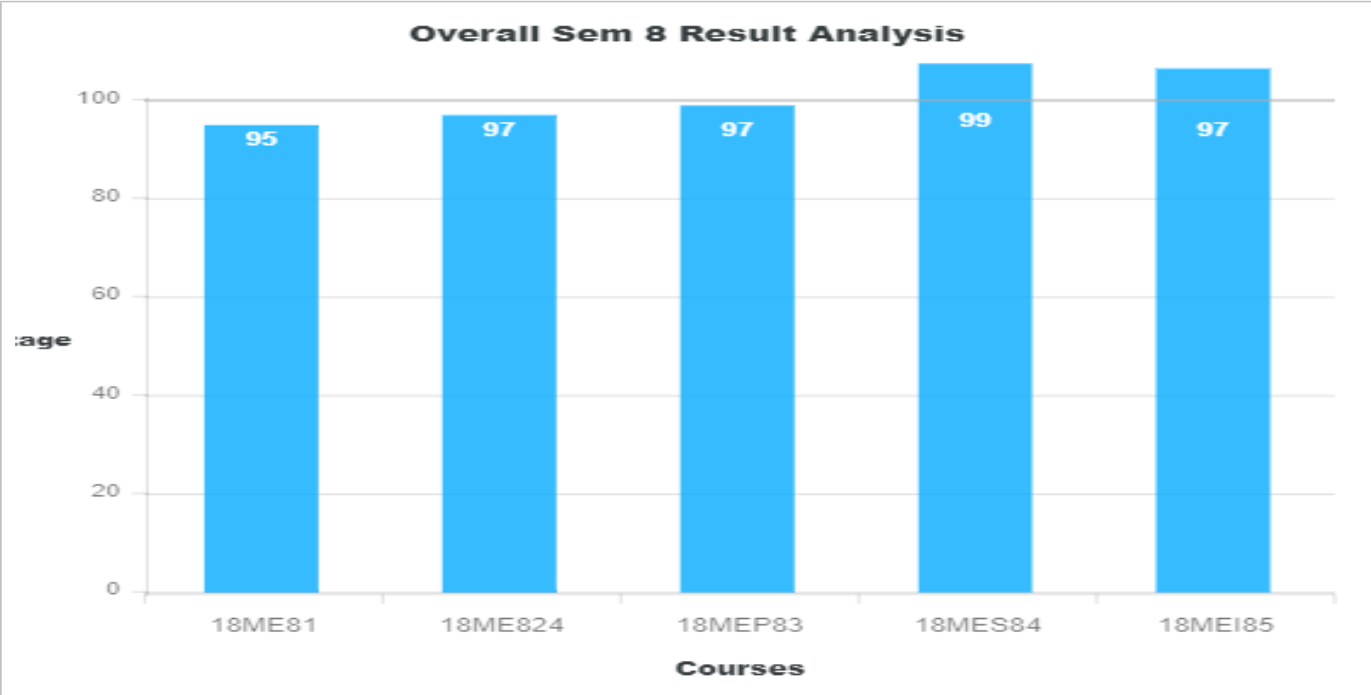
Result Analysis in charge

DQAC Coordinator

Program Coordinator

Principal





Result Analysis in charge

DQAC Coordinator

Program Coordinator

Principal

### Result Analysis Department Report

Stream : Bachelor Of Engineering

Academic Year : 2023 - 2024

Program : Mechanical Engineering

Term : 8

Number of Backlog courses	No of Students	Percentage
0	88	94
1	3	3
2	0	0
3	1	1
4	1	1
5	1	1
6	0	0
7	0	0
8	0	0
9	0	0

Result Analysis in charge

DQAC Coordinator

Program Coordinator

Principal

### Result Analysis Department Report

Stream : Bachelor Of Engineering                      Academic Year : 2023 - 2024  
Program : Mechanical Engineering                      Term : 8

Class Equivalence	No of Students	Percentage
First Class with Distinction (FCD) % >= 70	86	91
First Class (FC) 60<= % >70	2	2
Second Class (SC) 50<= % >60	0	0
Pass Class (PC) 40<= % >60	0	0

Result Analysis in charge

DQAC Coordinator

Program Coordinator

Principal